

# **LEGIBILITY NOTICE**

**A major purpose of the Technical Information Center is to provide the broadest dissemination possible of information contained in DOE's Research and Development Reports to business, industry, the academic community, and federal, state and local governments.**

**Although a small portion of this report is not reproducible, it is being made available to expedite the availability of information on the research discussed herein.**

**1**

Los Alamos National Laboratory is operated by the University of California for the United States Department of Energy under contract W-7405-ENG-36

LA-UR--83-3095

DDRM 001721

TITLE ANGLE-AVERAGED COMPTON CROSS SECTIONS

AUTHOR(S) George H. Nickel

**NOTICE**  
**PORTIONS OF THIS REPORT ARE ILLEGIBLE.**  
It has been reproduced from the best available copy to permit the broadest possible availability.

SUBMITTED TO Second International Conference and Workshop on Radiative Properties of Hot Dense Matter, Sarasota, FL, October 31 - November 4, 1983.

**DISCLAIMER**

This report was prepared as an account of work sponsored by an agency of the United States Government. Neither the United States Government nor any agency thereof, nor any of their employees, makes any warranty, express or implied, or assumes any legal liability or responsibility for the accuracy, completeness, or usefulness of any information, apparatus, product, or process disclosed, or represents that its use would not infringe privately owned rights. Reference herein to any specific commercial product, process, or service by trade name, trademark, manufacturer, or otherwise does not necessarily constitute or imply its endorsement, recommendation, or favoring by the United States Government or any agency thereof. The views and opinions of authors expressed herein do not necessarily state or reflect those of the United States Government or any agency thereof.

**MASTER**

By acceptance of this article the publisher recognizes that the U.S. Government retains a nonexclusive, royalty-free license to publish or reproduce the published form of this contribution, or to allow others to do so, for U.S. Government purposes. The Los Alamos National Laboratory requests that the publisher identify this article as work performed under the auspices of the U.S. Department of Energy.

**Los Alamos** Los Alamos National Laboratory  
Los Alamos, New Mexico 87545

## ANGLE-AVERAGED COMPTON CROSS SECTIONS

George H. Nickel  
Los Alamos National Laboratory

The scattering of a photon by an individual free electron is characterized by six quantities:

- $\alpha$  = initial photon energy in units of  $m_0c^2$
- $\alpha_s$  = scattered photon energy in units of  $m_0c^2$
- $\beta$  = initial electron velocity in units of  $c$
- $\phi$  = angle between photon direction and electron direction in the laboratory frame (LF)
- $\theta$  = polar angle change due to Compton scattering, measured in the electron rest frame (ERF)
- $\tau$  = azimuthal angle change in the ERF.

We present an analytic expression for the average of the Compton cross section over  $\phi$ ,  $\theta$ , and  $\tau$ . The lowest order approximation to this equation is reasonably accurate for photons and electrons with energies of many keV. The average over  $\beta$  is not specifically addressed in this work.

Under a transformation to the ERF the photon energy becomes

$$\begin{aligned}\alpha' &= \alpha \gamma (1 - \beta \cos \phi) \\ \gamma &= (1 - \beta^2)^{-1/2}\end{aligned}\tag{1}$$

By applying the usual formula for Compton scattering by a motionless electron and transforming back to the LF, one obtains an expression for the scattered photon energy:

$$\frac{\alpha_s}{\alpha} = \frac{\gamma^2(1-\beta\cos\varphi) + \gamma^3\beta\cos\theta(\cos\varphi-\beta) - \gamma^2\beta\sin\theta\sin\tau\sin\varphi}{1 + \gamma(1-\beta\cos\varphi)(1-\cos\theta)} \alpha \quad (2)$$

Equation (2) represents a boundary surface in  $\phi$ ,  $\theta$ ,  $\tau$  space which determines the limits in the formal definition of the cumulative distribution function

$$F(\alpha, \alpha_s; \beta) = \int_{\tau_1}^{\tau_2} f(\tau) d\tau \int_{\theta_1}^{\theta_2} f(\theta) d\theta \int_{\varphi_1}^{\varphi_2} f(\varphi) d\varphi \quad (3)$$

$F(\alpha, \alpha_s; \beta)$  is the probability that photons scatter to an energy  $\alpha_s$  or less by interacting with electrons of "speed"  $\beta$ . The limits are determined by eq. (2) and  $f(x)$  represents the distribution function of variable  $x$ .

The transformation from the variables  $\alpha, \alpha_s, \beta$  to new variables  $z, \zeta, a$

$$\begin{aligned} z &= \frac{1}{\gamma^2\beta} \left( \frac{\alpha_s}{\alpha} - 1 \right) \\ \zeta &= \frac{\alpha_s}{\gamma\beta} - \beta \\ a &= \frac{\alpha_s}{\gamma} \end{aligned} \quad (4)$$

considerably simplifies eq. (2):

$$-z = (1 - \cos \theta - \alpha) \cos \varphi + (1 - \cos \theta) \xi + \frac{1}{\gamma} \sin \theta \sin \varphi \sin \tau \quad (2)'$$

The new variable  $z$  represents the change in photon energy due to the doppler shift, and is roughly on the range  $(-2, 2)$  as we shall see. Variable  $\xi$  is of the order  $10^{-1}$  for photons and electrons in the kilovolt range, since  $\alpha \sim 10^{-2}$  and  $\beta \sim 10^{-1}$  in that case. Variable  $a$  is then of the order of  $10^{-2}$  and usually affects the final result only slightly. Thus, in addition to simplifying eq. (2), transformation (4) represents an approximate reduction in the number of dependent variables.

The normalized distribution functions for the angles are chosen as follows:

$$f(\tau) = \frac{1}{2\pi} \quad -\pi \leq \tau \leq \pi \quad (5)$$

$$f(\theta) = \frac{1}{A} \frac{2 - 2(1 - \alpha')(1 - \cos \theta) + (1 - 2\alpha' + \alpha'^2)(1 - \cos \theta)^2 + \alpha'(1 - \cos \theta)^3}{[1 + \alpha'(1 - \cos \theta)]^3}$$

$$0 \leq \theta \leq \pi \quad (6)$$

$$f(\varphi) = \frac{1}{2} \sin \varphi \quad 0 \leq \varphi \leq \pi \quad (7)$$

Eq. (5) represents the assumption that photon polarization can be ignored, eq. (6) is the usual Klein-Nishima formula expressed in the ERF, and eq. (7) implies that the photon-electrons in the LF are distributed isotropically. The normalization factor  $A$  in eq. (6) depends on  $\alpha$  because of the appearance of  $\alpha'$  in the  $\theta$ -distribution. Letting

$$r = 1 - \cos \theta \quad (8)$$

for notational convenience gives

$$A = \int_0^2 dr \int_0^{\frac{1}{2}} d(\cos \varphi) \frac{2 - (1 - \alpha')r + (1 - 2\alpha' + \alpha'^2)r^2 + \alpha'r^3}{(1 + \alpha'r)^3} \quad (9)$$

At this point, the integrand  $f(\tau)f(\theta)f(\varphi)$  is independent of the azimuthal angle change  $\tau$ , but the boundary surface (2)' depends on  $\tau$  in a manner that makes explicit representation of the integration limits difficult. This situation can be reversed by transforming the variables  $\phi'$  and  $\tau'$ :

$$\begin{aligned} \cos \phi + \cos \phi' \cos \delta - \sin \phi' \sin \tau' \sin \delta \\ \sin \phi \sin \tau + \cos \phi' \sin \delta + \sin \phi' \sin \tau' \cos \delta \end{aligned} \quad (10)$$

This represents a rotation by the angle  $\delta$  about the axis  $\phi = \pi/2, \tau = 0$ .

By choosing

$$\begin{aligned} \sin \delta &= \frac{1}{\gamma} \frac{\sqrt{2r - r^2}}{\sqrt{\beta^2 r^2 + 2r(1 - \beta^2 - a) + a^2}} \\ \cos \delta &= \frac{r - a}{\sqrt{\beta^2 r^2 + 2r(1 - \beta^2 - a) + a^2}} \end{aligned} \quad (11)$$

The boundary equation reduces even further:

$$-z = \sqrt{\beta^2 r^2 + 2r(1-\beta^2-a) + a^2} \cos \phi' + r\xi \quad (2)''$$

Of course, the integrand  $f(\tau')f(\theta)f(\theta')$  is now more complicated. However, odd powers of  $\sin \tau'$  and  $\cos \tau'$  vanish under  $\tau$ -integration, which simplifies explicit calculations considerably.

We now define the value of  $r$  at the intersection of the surface (2)'' and the  $\phi = 0$  (or  $\pi$ ) axis:

$$r_{\min} = \frac{1}{2} \frac{z^2 - a^2}{1 - a - \beta^2 - z\xi} \quad \text{when } \xi^2 = \beta^2 \quad (12)$$

or

$$r_{\min} = \frac{1 - a - \beta^2 - z\xi}{\xi^2 - \beta^2} \left\{ 1 - \sqrt{1 - \frac{(\xi^2 - \beta^2)(z^2 - a^2)}{1 - a - \beta^2 - z\xi}} \right\} \quad \text{when } \xi^2 \neq \beta^2 \quad (13)$$

The conditions for the extremes of scattered energy  $\alpha_s$  is that  $r_{\min} = 2$ ;

substituting for  $(z, \xi, a)$  in terms of  $(\alpha, \alpha_s, \beta)$  gives

$$\alpha_{s \max} = \alpha \frac{2\beta^2(1+\gamma\alpha) + \frac{1}{\gamma^2}(1+2\gamma\alpha)}{(\frac{1}{\gamma} + 2\alpha)^2 - \beta^2\alpha^2} \left\{ 1 \pm \sqrt{1 - \frac{\frac{1}{\gamma^2} [(\frac{1}{\gamma} + 2\alpha)^2 - \beta^2\alpha^2]}{[2\beta^2(1+\gamma\alpha) + \frac{1}{\gamma^2}(1+2\gamma\alpha)]^2}} \right\} \quad (14)$$

We can finally express the cumulative distribution function: For  $\alpha_s$  on the interval  $(\alpha_{smin}, \alpha_{smax})$  given by (14),

$$F(z, \xi, a) = \int_0^{2\pi} \frac{d\tau'}{2\pi} \int_{r_{min}}^z \frac{dr}{A} \int_{\varphi_1'}^{\varphi_2'} \frac{1}{2} d(\cos\varphi') \frac{2 - 2(1 - \alpha')r + (1 - 2\alpha' + \alpha'^2)r^2 + \alpha'r^3}{(1 + \alpha'r)^3} \quad (15)$$

The quantities  $A$  and  $r_{min}$  are given by eqs. (9), (12) and (13), and the transformed ERF photon energy is

$$\alpha' = \gamma\alpha \{1 - \beta[\cos\delta\cos\phi' - \sin\delta\sin\phi'\sin\tau']\} \quad (16)$$

where  $\cos\delta$  and  $\sin\delta$  are given by equations (11). When  $z$  is less than zero, the  $\phi'$  limits are given by:

$$\cos\phi_1' = \frac{(z + \xi r)}{\sqrt{\beta^2 r^2 + 2r(1 - a - \beta z) + a^2}} \quad (17)$$

$$\cos\phi_2' = 1.$$

For  $z \geq 0$ , the corresponding limits become:



$$\cos \phi'_1 = -1$$

$$\cos \phi'_2 = \frac{-(3 + \xi r)}{\sqrt{\beta^2 r^2 + 2r(1 - a - \beta^2) + a^2}} \quad (18)$$

The lowest order approximation to (15) is found by simply ignoring  $\alpha'$  in the integrand and letting  $a = 0$  in the equation for  $\alpha_{\min}$ . This gives the very simple result:

$$F_0(\beta, \xi) = \frac{1}{2} \pm h_0(r_{\min}) + \beta g_0(r_{\min}) + \xi g_1(r_{\min}) \quad (19)$$

where  $h_0, g_0, g_1$  are polynomials in  $r_{\min}^{1/2}$ :

$$h_0 = \frac{3}{8} r_{\min} - \frac{3}{16} r_{\min}^2 + \frac{1}{16} r_{\min}^3 \quad (20)$$

$$g_0 = \frac{11}{20} - \frac{3}{4\sqrt{2}} r_{\min}^{1/2} + \frac{1}{4\sqrt{2}} r_{\min}^{3/2} - \frac{3}{40\sqrt{2}} r_{\min}^{5/2} \quad (21)$$

$$g_1 = \frac{23}{70} - \frac{1}{4\sqrt{2}} r_{\min}^{3/2} + \frac{3}{20\sqrt{2}} r_{\min}^{5/2} - \frac{3}{56} r_{\min}^{7/2} \quad (22)$$

Subsequent polynomials  $g_n$  are useful in higher order approximations to (15).

$$g_n(r_{\min}) = \frac{3}{16\sqrt{2}} \int_{r_{\min}}^2 (2 - 2r + r^2) r^{n-1/2} dr \quad (23)$$

Comparisons of  $F_0$  with the numerically determined "exact" result are given in figures (1) through (3). One can see that the agreement is surprisingly close for photon and electron energies of many 10's of kilovolts. Maxwellian averages, moments of the angular distribution and corrections beyond this lowest order will be discussed in subsequent publications.

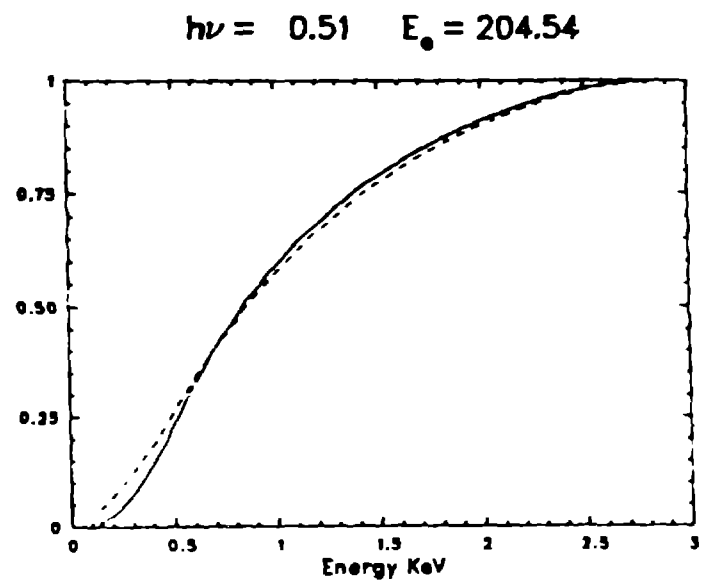
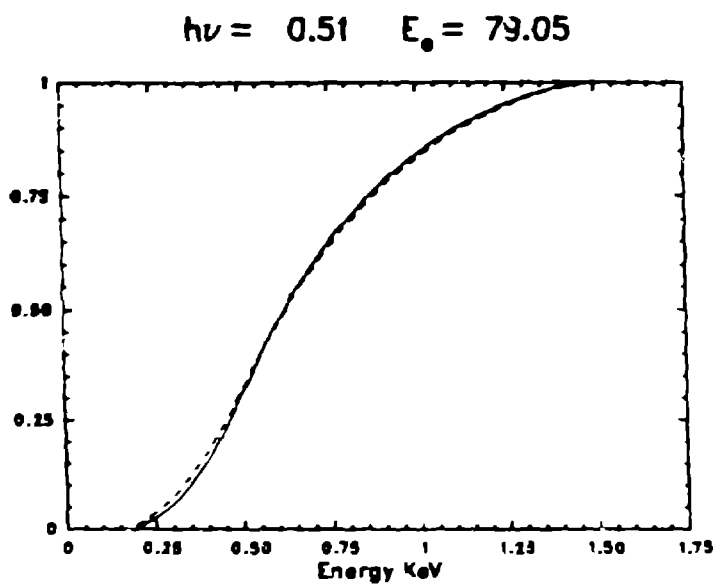
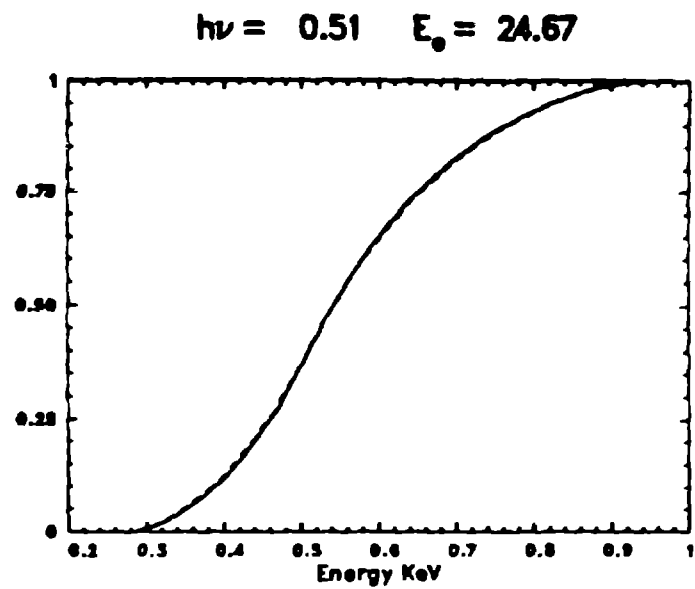
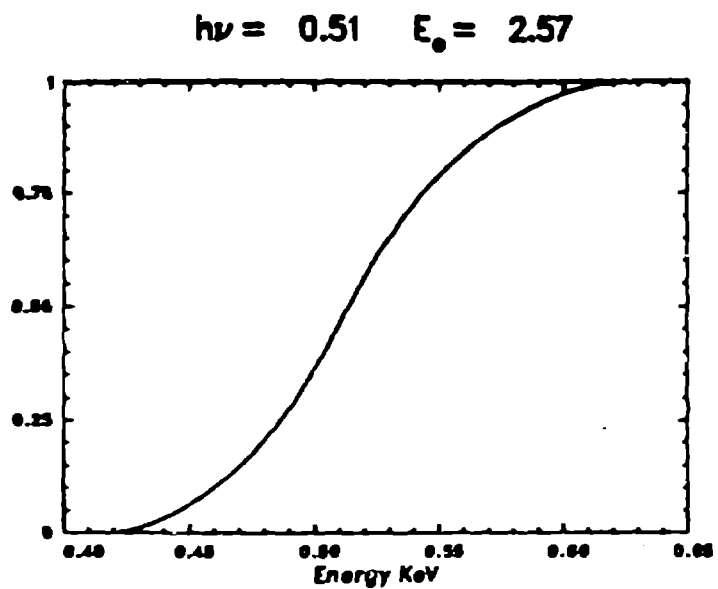


Figure 1

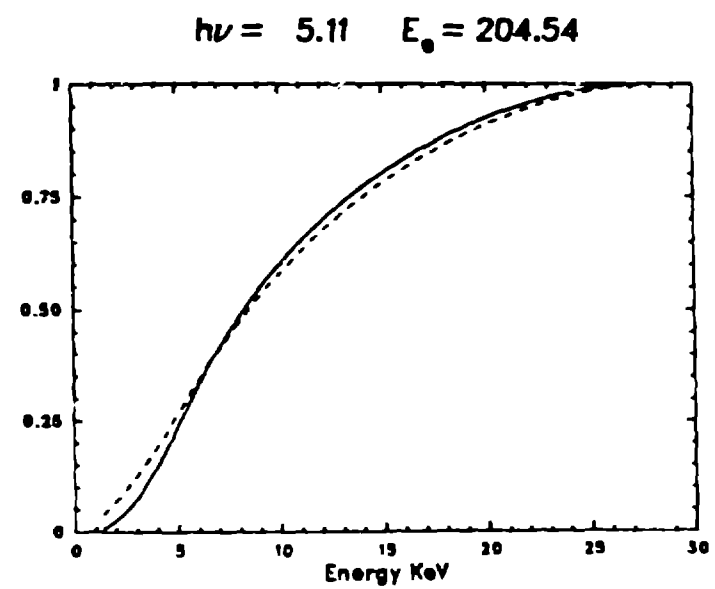
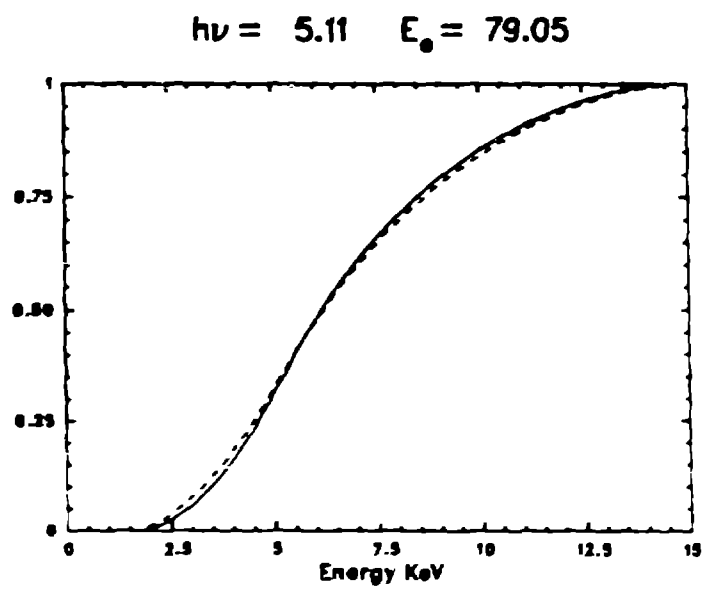
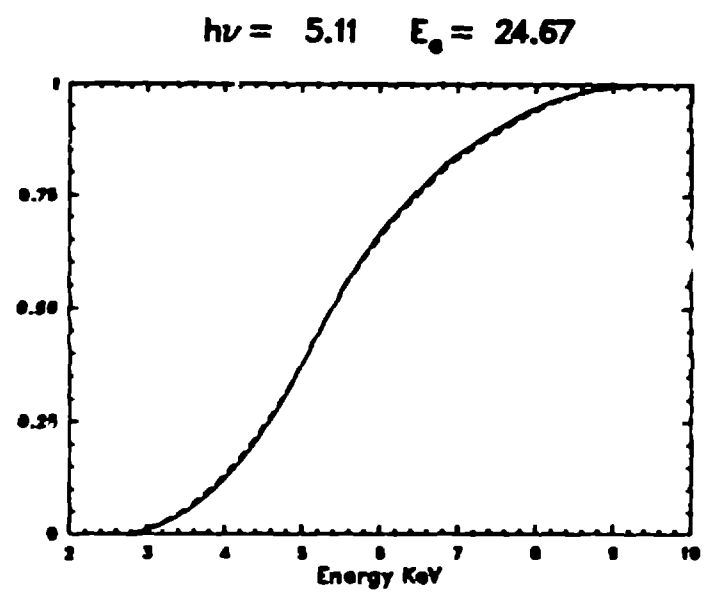
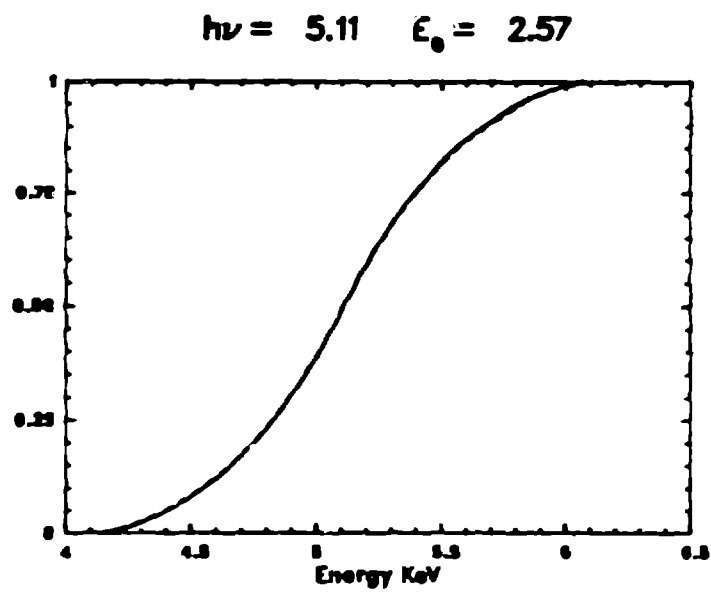


Figure 2

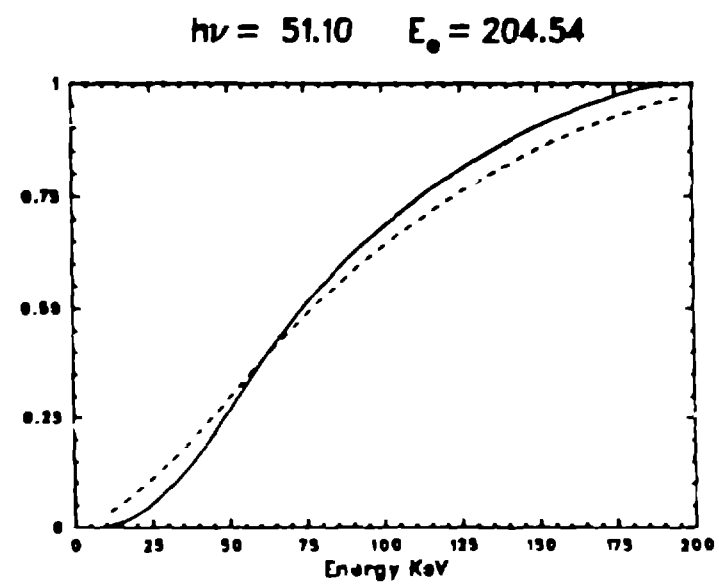
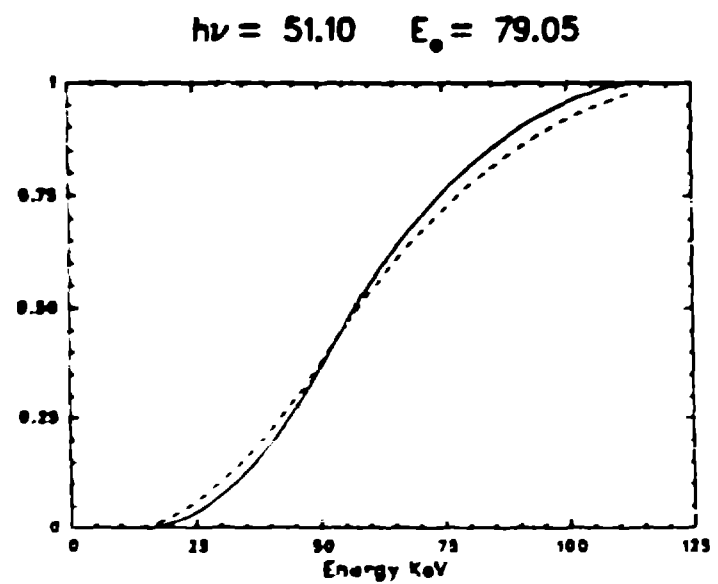
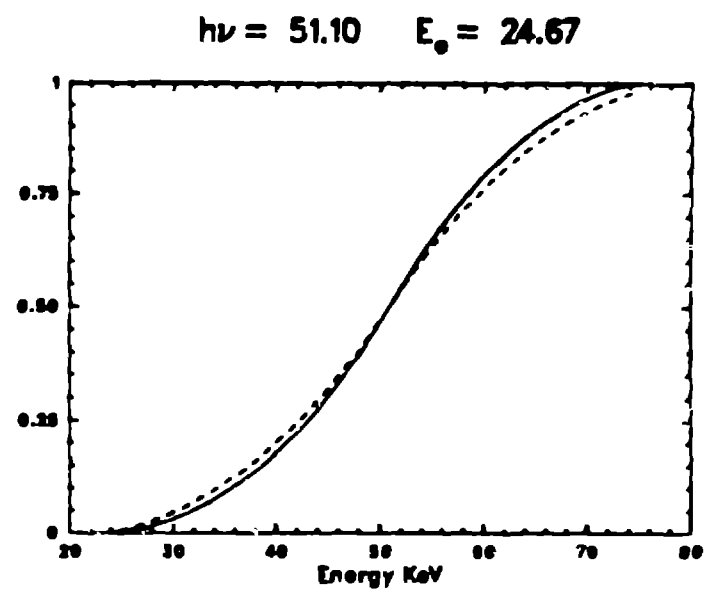
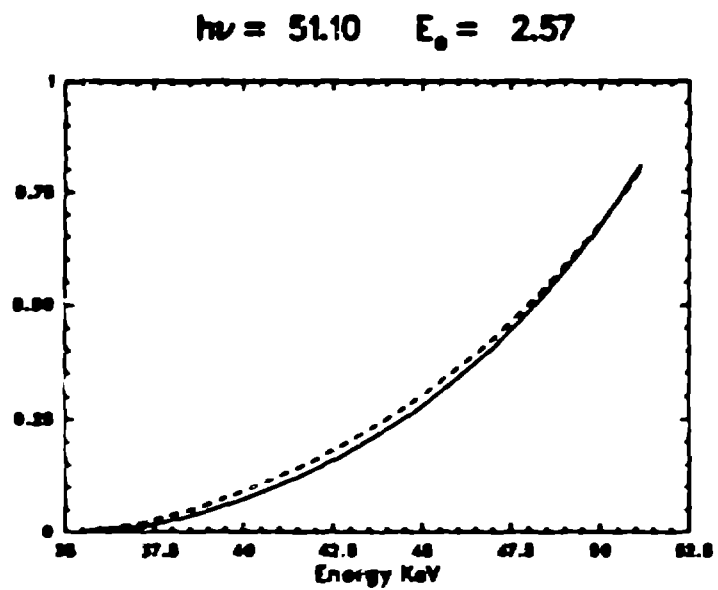


Figure 5